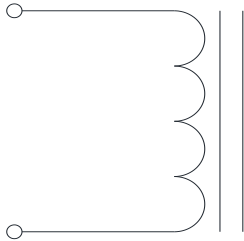


Rev	Description	By	Date
B	Released for Production	MIG	17-Mar-16
C	Corrected pin dimension and DC bias graph	AG	21-Sep-20

ELECTRICAL SPECIFICATIONS @ 25°C

L:	5.6μH±15% @ 10kHz, 1Vrms
Isat:	ΔL ≤ 10% @ 115A ΔL ≤ 30% @ 207A
Irms:	ΔT ≤ 20°C @ 66A ΔT ≤ 40°C @ 100A
DCR:	0.7mΩ Max
Hipot:	500Vdc, 1mA, 5s, wdg to core
Insulation Class:	Class H 180°C
RoHS Compliant:	Yes

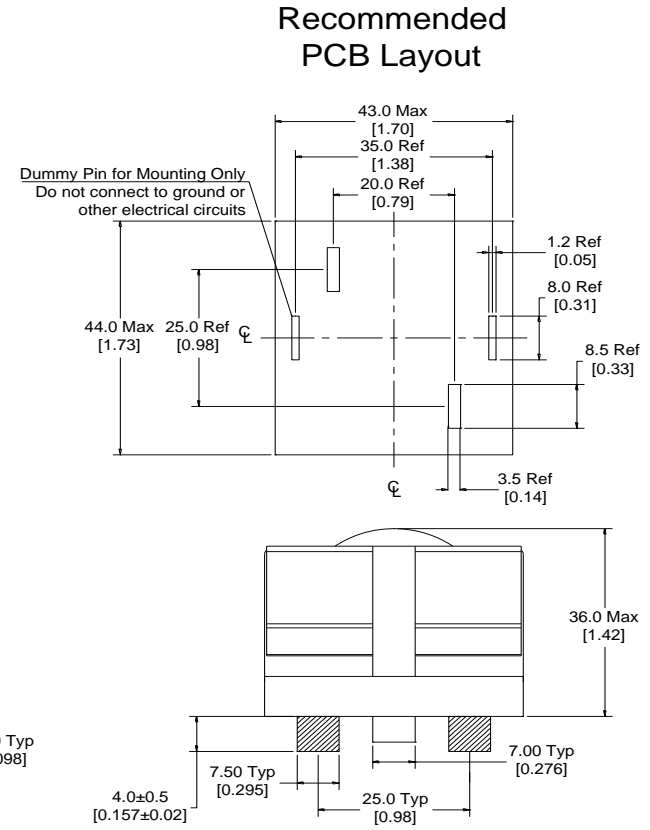
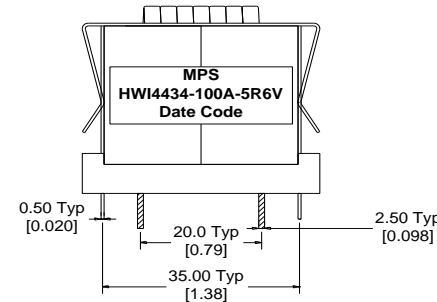
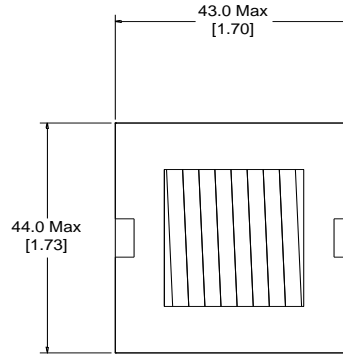
SCHEMATIC



MARKING

MPS
HWI4434-100A-5R6V_REV#
Date Code

DIMENSIONS



Dimensions: mm/[inch]

Notice of Proprietary Property

These drawings and specifications are the property of MPS and shall not be, reproduced, copied or used as the basis of manufacture of sale of apparatus without express written authorization

Dimensions Unless otherwise specified .XX ± 0.254mm [.010"] .XXX ± 0.13mm [.005"]		DRAWN BY: CHECKED BY:	MIG KC	17-Mar-16 18-Mar-16	SIZE A	Part Number HWI4434-100A-5R6H	REV C
WEIGHT: 260 gms						SHEET: 1 OF 2	



MPS INDUSTRIES, INC.

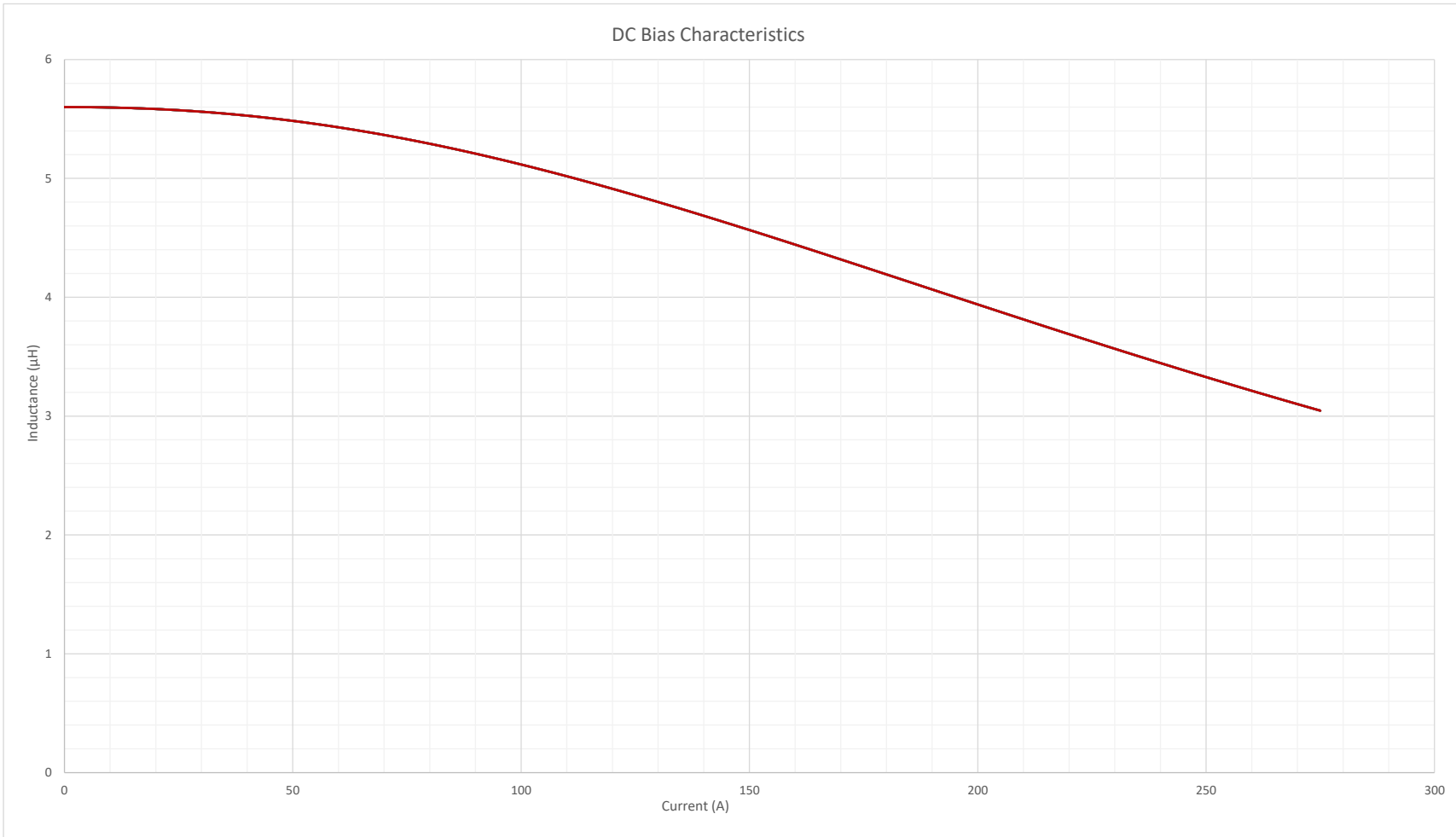
www.mpsind.com

Tel: (310) 325-1043 Fax: (310) 325-1044

Description

Helical Wound Inductor

Rev	Description	By	Date
B	Released for Production	MIG	17-Mar-16
C	Corrected pin dimension and DC bias graph	AG	21-Sep-20



Notice of Proprietary Property

These drawings and specifications are the property of MPS and shall not be reproduced, copied or used as the basis of manufacture or sale of apparatus without express written authorization



MPS INDUSTRIES, INC.

www.mpsind.com

Tel: (310) 325-1043 Fax: (310) 325-1044

Description

Helical Wound Inductor

Dimensions
 Unless otherwise specified
 .XX ± 0.254mm [.010"]
 .XXX ± 0.13mm [.005"]

DRAWN BY:
 CHECKED BY:

MIG
 KC
 17-Mar-16
 18-Mar-16

SIZE
A

Part Number

HWI4434-100A-5R6H

REV

C

SCALE: X:X

WEIGHT: 260 gms

SHEET: 2 OF 2