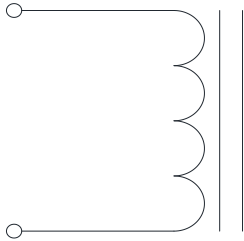


Rev	Description	By	Date
B	Released for Production	MIG	17-Mar-16

ELECTRICAL SPECIFICATIONS @ 25°C

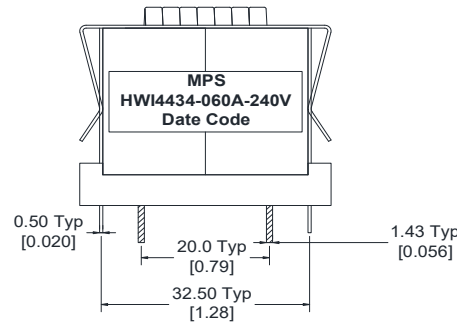
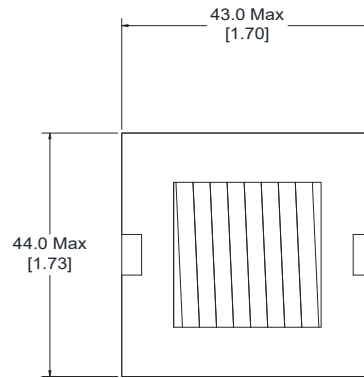
L:	24μH±15% @ 10kHz, 1Vrms
Isat:	ΔL ≤ 10% @ 38A ΔL ≤ 30% @ 72A
Irms:	ΔT ≤ 20°C @ 40A ΔT ≤ 40°C @ 60 A
DCR:	1.9mΩ Max
Hipot:	500Vdc, 1mA Max, 5s, wdg to core
Insulation Class:	Class H 180°C
RoHS Compliant:	Yes

SCHEMATIC



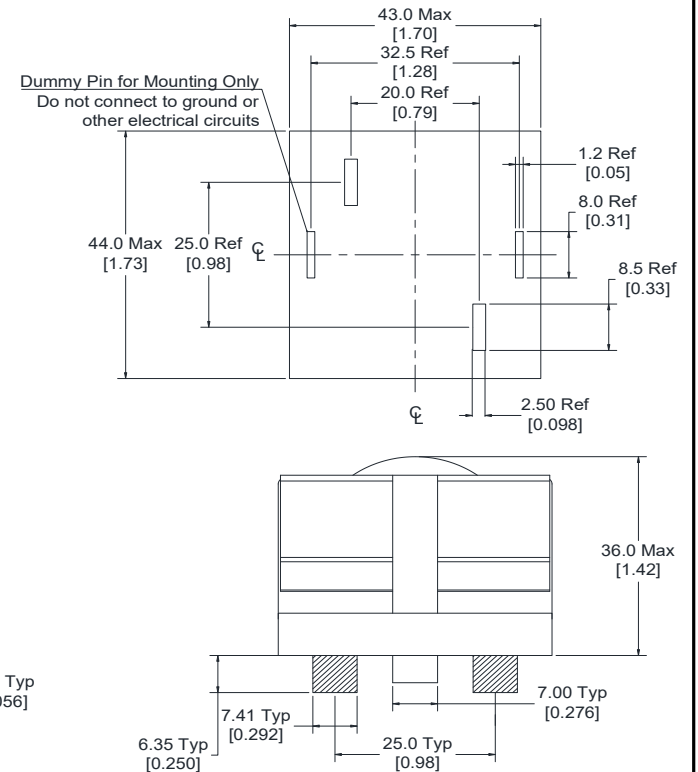
MARKING

MPS
HWI4434-060A-240V
Date Code



DIMENSIONS

Recommended PCB Layout



Dimensions: mm/[inch]

Notice of Proprietary Property

These drawings and specifications are the property of MPS and shall not be reproduced, copied or used as the basis of manufacture of sale of apparatus without express written authorization

Dimensions Unless otherwise specified .XX ± 0.254mm [.010"] .XXX ± 0.13mm [.005"]	DRAWN BY: CHECKED BY:	MIG KC	17-Mar-16 18-Mar-16	SIZE A	Part Number HWI4434-060A-240V	REV B
				WEIGHT: 260 gms		SHEET: 1 OF 2



MPS INDUSTRIES, INC.

www.mpsind.com

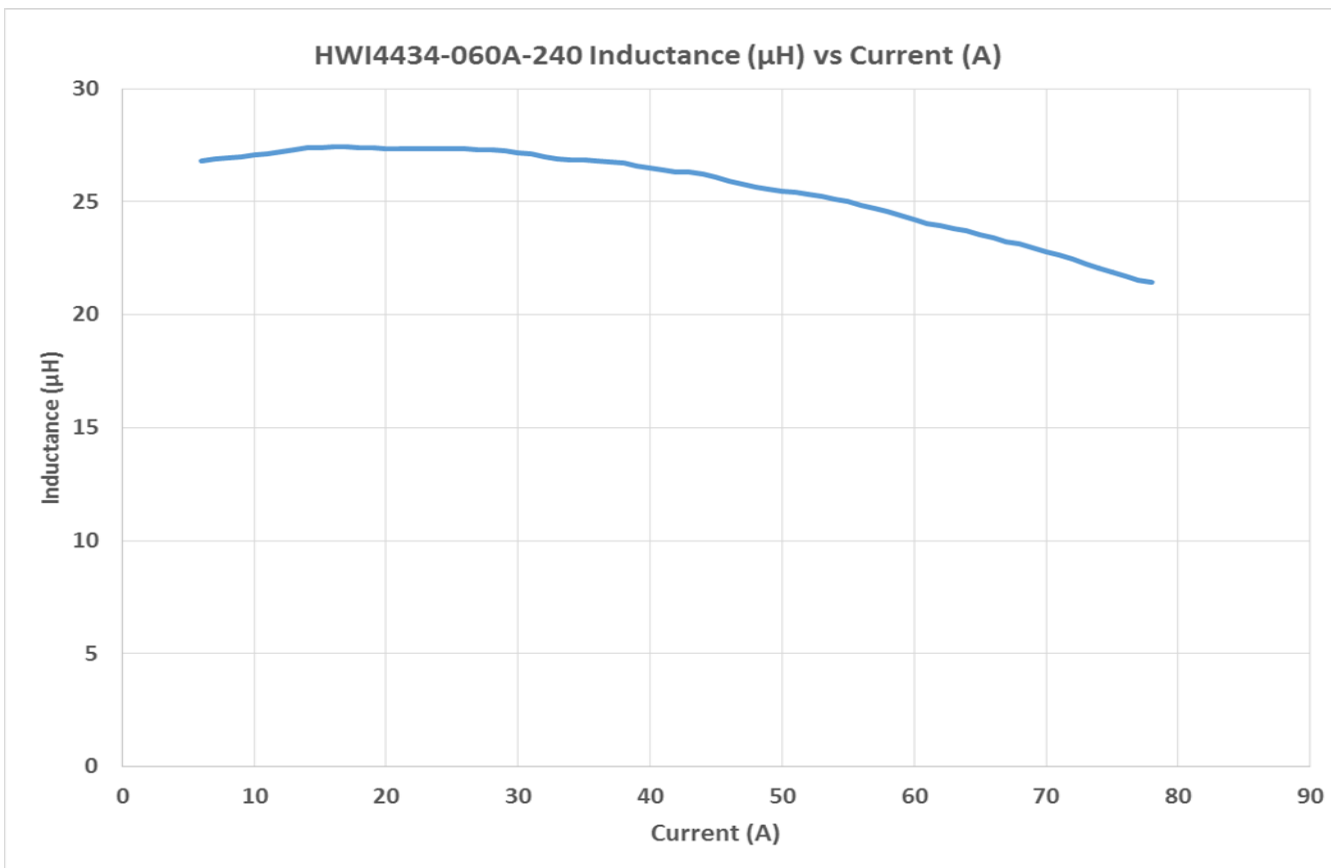
Tel: (310) 325-1043 Fax: (310) 325-1044

Description

Helical Wound Inductor

Rev	Description	By	Date
B	Released for Production	MIG	17-Mar-16

DC Bias Data:



MPS INDUSTRIES, INC.

www.mpsind.com

Tel: (310) 325-1043 Fax: (310) 325-1044

Notice of Proprietary Property

These drawings and specifications are the property of MPS and shall not be, reproduced, copied or used as the basis of manufacture or sale of apparatus without express written authorization

Description

Helical Wound Inductor

Dimensions
Unless otherwise specified
.XX ± 0.254mm [.010"]
.XXX ± 0.13mm [.005"]

DRAWN BY:
CHECKED BY:

MIG
KC
17-Mar-16
18-Mar-16

SIZE
A

Part Number

HWI4434-060A-240V

REV
B

WEIGHT: 260 gms

SHEET: 2 OF 2