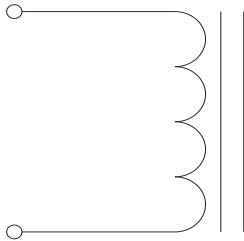


Rev	Description	By	Date
C	Changed wire size	AG	9-May-19
D	Corrected pin dimension and DC bias graph	AG	21-Sep-20

### ELECTRICAL SPECIFICATIONS @ 25°C

L:	55μH±15% @ 10kHz, 1Vrms
Isat:	ΔL ≤ 10% @ 25A ΔL ≤ 30% @ 48A
Irms:	ΔT ≤ 20°C @ 26A ΔT ≤ 40°C @ 40 A
DCR:	4.5mΩ Max
Hipot:	500Vdc, 1mA Max, 5s, wdg to core
Insulation Class:	Class H 180°C
RoHS Compliant:	Yes

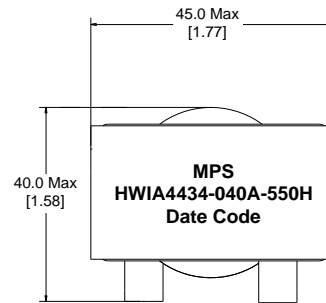
### SCHEMATIC



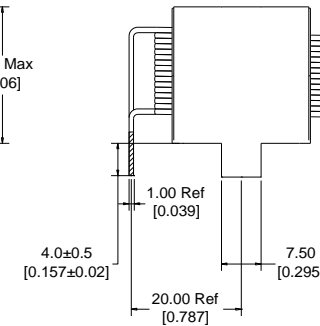
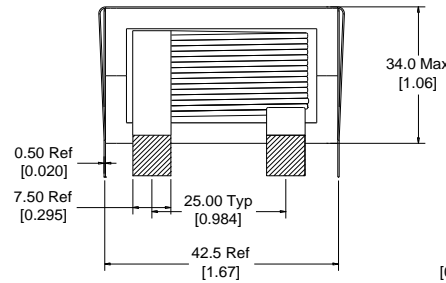
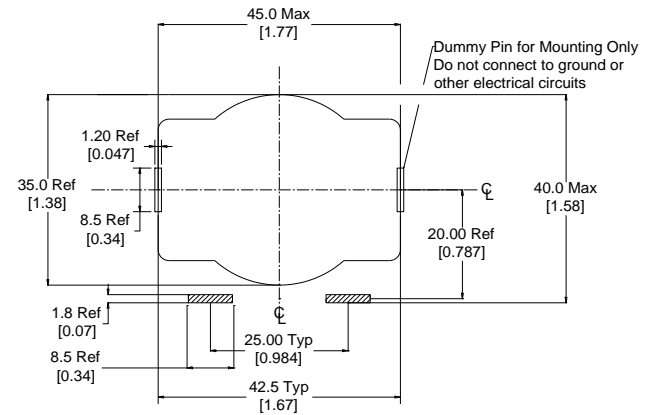
### MARKING

MPS  
HWIA4434-040A-550H\_REV#  
Date Code

### DIMENSIONS



### Recommended PCB Layout



Dimensions: mm/[inch]

### Notice of Proprietary Property

These drawings and specifications are the property of MPS and shall not be, reproduced, copied or used as the basis of manufacture of sale of apparatus without express written authorization



MPS INDUSTRIES, INC.

[www.mpsind.com](http://www.mpsind.com)

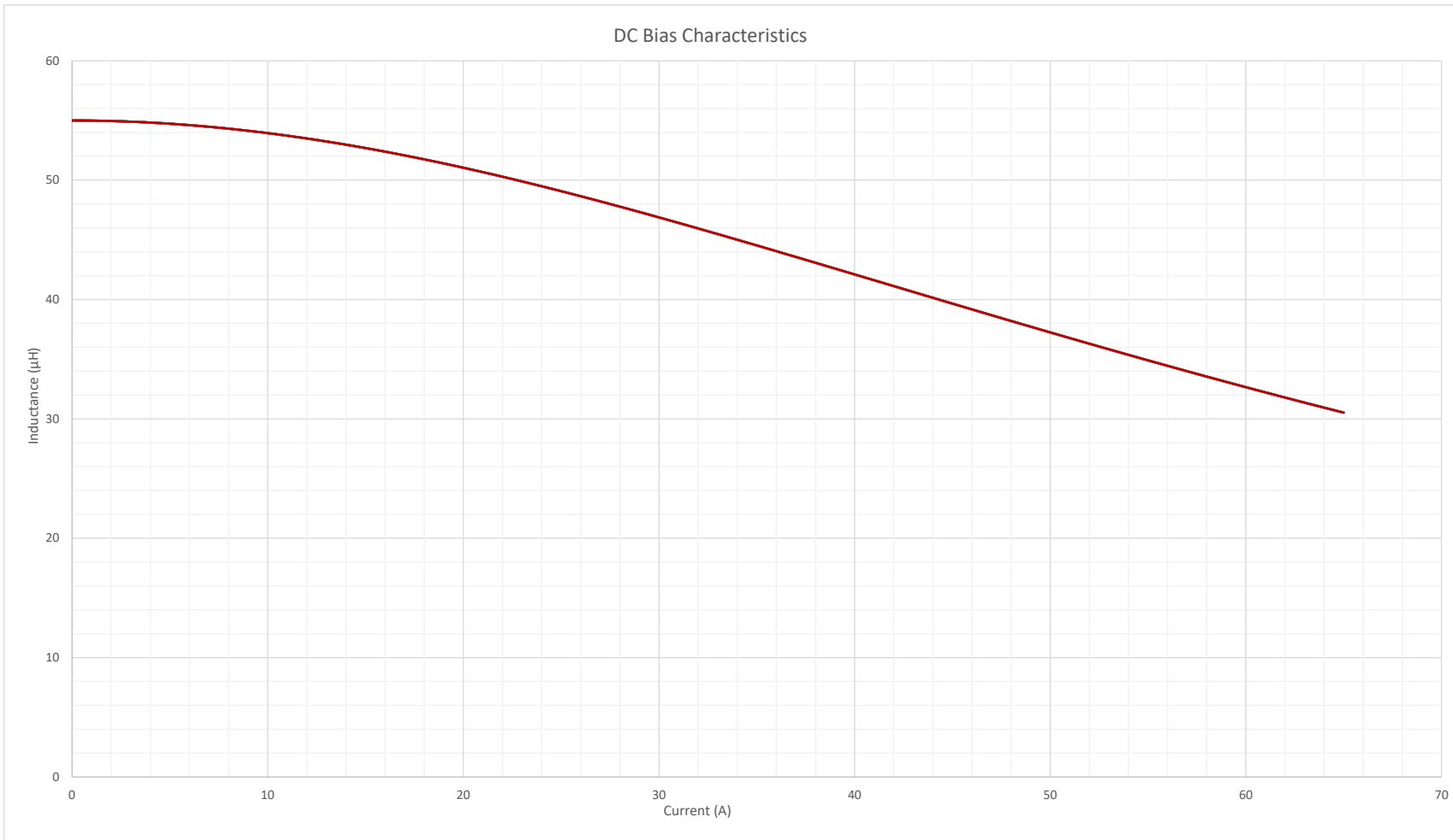
Tel: (310) 325-1043 Fax: (310) 325-1044

Description

**Helical Wound Inductor**

Dimensions	DRAWN BY:	MIG	17-Mar-16	SIZE	Part Number	REV
Unless otherwise specified .XX ± 0.254mm [.010"] .XXX ± 0.13mm [.005"]	CHECKED BY:	KC	18-Mar-16	<b>A</b>	<b>HWIA4434-040A-550H</b>	<b>D</b>
					WEIGHT: 250 gms	SHEET: 1 OF 2

Rev	Description	By	Date
C	Changed wire size	AG	9-May-19
D	Corrected pin dimension and DC bias graph	AG	21-Sep-20



**Notice of Proprietary Property**

These drawings and specifications are the property of MPS and shall not be reproduced, copied or used as the basis of manufacture of sale of apparatus without express written authorization



**MPS INDUSTRIES, INC.**

www.mpsind.com

Tel: (310) 325-1043 Fax: (310) 325-1044

Description

**Helical Wound Inductor**

**Dimensions**  
 Unless otherwise specified  
 .XX ± 0.254mm [.010"]  
 .XXX ± 0.13mm [.005"]

DRAWN BY:  
 CHECKED BY:

MIG  
 KC

17-Mar-16  
 18-Mar-16

SIZE  
**A**

Part Number

**HWIA4434-040A-550H**

REV

**D**

SCALE: X:X

WEIGHT: 250 gms

SHEET: 2 OF 2