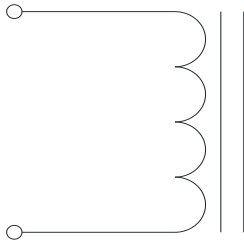


Rev	Description	By	Date
B	Released for Production	MIG	17-Mar-16
C	Corrected pin dimension and DC bias graph	AG	21-Sep-20

ELECTRICAL SPECIFICATIONS @ 25°C

L: 16μH±15% @ 10kHz, 1Vrms
 Isat: ΔL ≤ 10% @69A
 ΔL ≤ 30% @121A
 Irms: ΔT ≤ 20°C @ 40A
 ΔT ≤ 40°C @ 60A
 DCR: 1.9mΩ Max
 Hipot: 500Vdc, 1mA, 5s, wdg to core
 Insulation Class: Class H 180°C
 RoHS Compliant: Yes

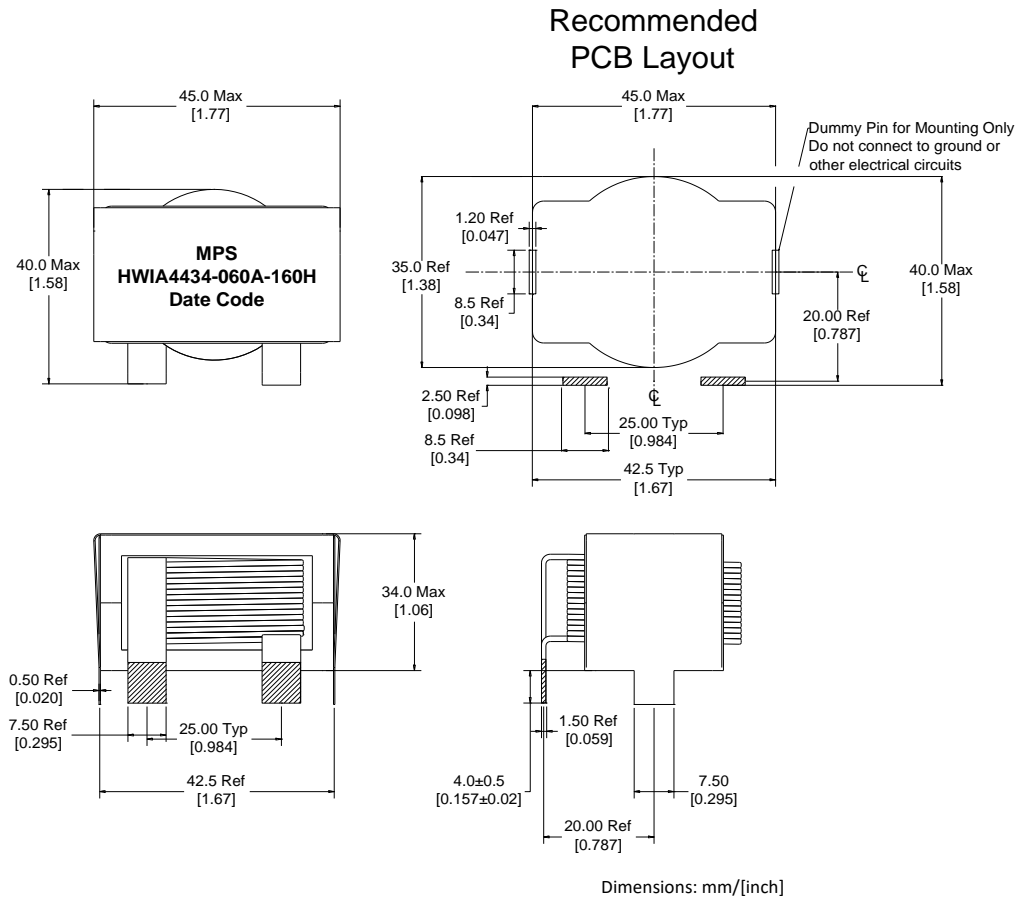
SCHEMATIC



MARKING

MPS
 HWIA4434-060A-160H_REV#
 Date Code

DIMENSIONS



Notice of Proprietary Property

These drawings and specifications are the property of MPS and shall not be, reproduced, copied or used as the basis of manufacture of sale of apparatus without express written authorization

Dimensions Unless otherwise specified .XX ± 0.254mm [.010"] .XXX ± 0.13mm [.005"]		DRAWN BY: CHECKED BY:	MIG KC	17-Mar-16 18-Mar-16	SIZE A	Part Number HWIA4434-060A-160H	REV C
WEIGHT: 250 gms						SHEET: 1 OF 2	



MPS INDUSTRIES, INC.

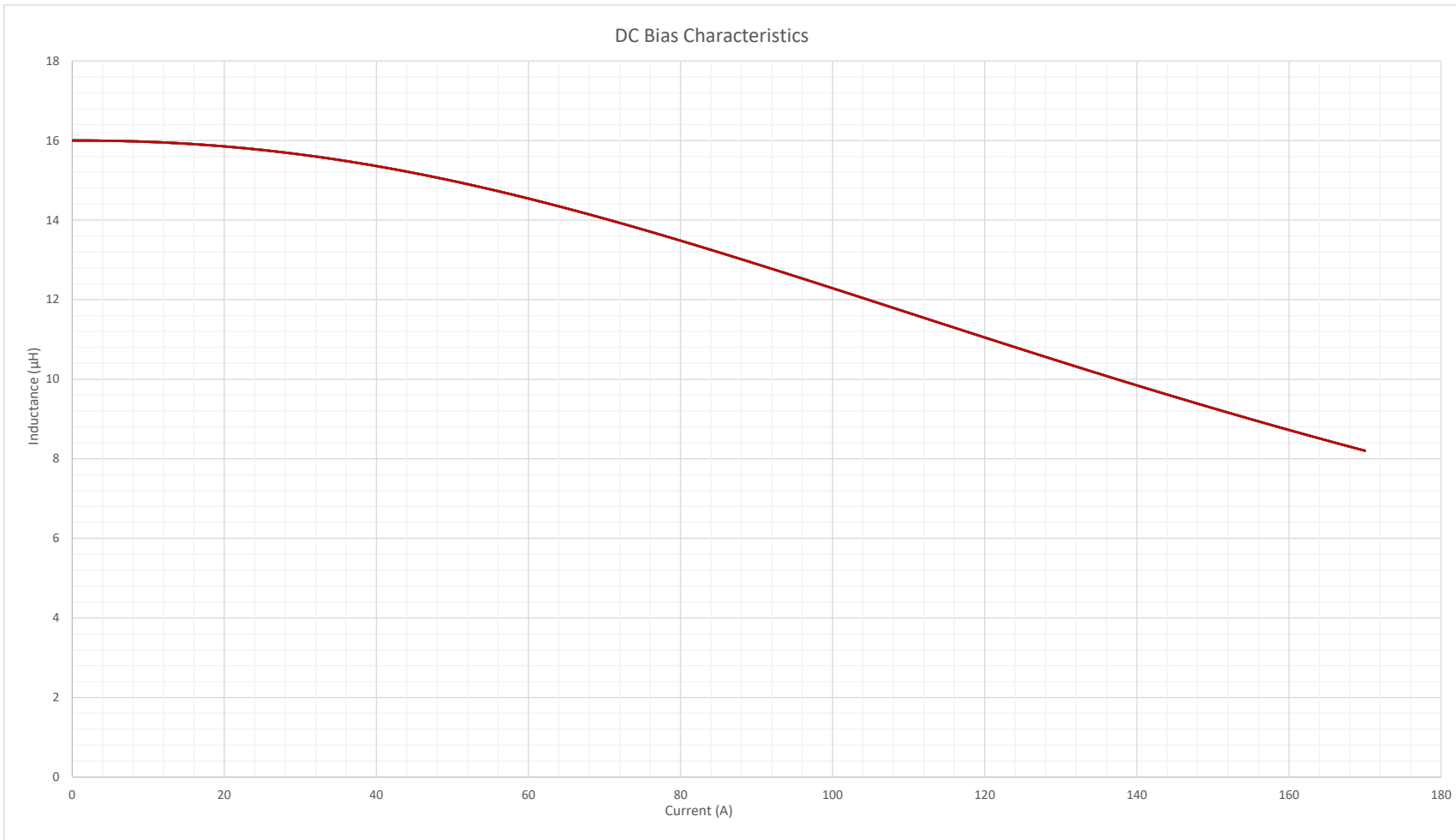
www.mpsind.com

Tel: (310) 325-1043 Fax: (310) 325-1044

Description

Helical Wound Inductor

Rev	Description	By	Date
B	Released for Production	MIG	17-Mar-16
C	Corrected pin dimension and DC bias graph	AG	21-Sep-20



Notice of Proprietary Property

These drawings and specifications are the property of MPS and shall not be, reproduced, copied or used as the basis of manufacture or sale of apparatus without express written authorization



MPS INDUSTRIES, INC.

www.mpsind.com

Tel: (310) 325-1043 Fax: (310) 325-1044

Description

Helical Wound Inductor

Dimensions
 Unless otherwise specified
 .XX ± 0.254mm [.010"]
 .XXX ± 0.13mm [.005"]

DRAWN BY:
 CHECKED BY:

MIG
 KC

17-Mar-16
 18-Mar-16

SIZE
A

Part Number

HWIA4434-060A-160H

REV

C

SCALE: X:X

WEIGHT: 250 gms

SHEET: 2 OF 2